

# Tax Depreciation Estimate

---

Maximising the cash return from investment properties

Serenity  
14 Cannes Avenue  
SURFERS PARADISE, QLD 4217

17 August, 2017

**Ray White New Projects Surfers Paradise**

**Level 2 50 Cavill Avenue**

**SURFERS PARADISE, QLD 4217**

**14 Cannes Avenue, SURFERS PARADISE, QLD 4217 - 544312**

Dear Sir/Madam,

Please find attached the BMT Tax Depreciation Estimates for the above property detailing the depreciation and associated tax allowances that may be available to the owner under the Income Tax Assessment Act 1997 (ITAA97).

This document is intended to provide a guide to the potential depreciation and building allowances available from the purchase of the above residential property, facilitating the estimation of the after tax return on the investment over the first 10 full years of ownership.

**1.0 Information**

The following information was used in the preparation of the schedules:

- Written and verbal information provided by Ray White New Projects Surfers Paradise.

**2.0 Depreciation Potential – Plant and Capital Allowance**

The purchaser of the property, intending to use it for income producing purposes, is entitled to depreciation including:

- Division 40, Depreciation of Plant and Equipment; and
- Division 43, Capital Works Allowance (2.5 % pa).

The depreciation of plant and equipment items is based on the diminishing value effective life rates as published by the commissioner of taxation (2015/2).

In the scenario where plant and equipment items are not sold at an agreed value these items will be depreciated on the basis of a just attribution of the total expenditure (42-65 ITAA97).

**3.0 Capital Work Allowance**

The special building write off allowance is based on the industry specific eligible dates. If the property qualifies for the special building write off, the applicable depreciation rate will be used. Where properties do not qualify for the special building write off allowance, no capital works allowance will be used.

The allowance for capital works will be based on the historical cost of construction less non-depreciable items.

#### 4.0 Estimate Calculation

This report is based on a just attribution of the total expenditure to estimate the allowances for plant. The estimates provided are based on the sale price as indicated, as the final purchase price at this time is not known.

This estimate has been provided for the purpose of informing the investor of the depreciation potential. Different depreciation returns are available and are influenced by the purchase price of the property.

Please note that the first year calculations are based on ownership over a full financial year.

#### 5.0 Disclaimer

This report has been based on very preliminary documentation, and the figures provided should be treated as a guide only.

As documentation improves, BMT Tax Depreciation will be able to provide more accurate estimates of depreciation.

#### 6.0 Conclusion

As can be extracted from the attached tables, the units will obtain maximum depreciation potential within the first 5 years of ownership.

BMT Tax Depreciation would be pleased to provide a complete detailed tax depreciation report on any of the units in the above property upon request.

Our results suggest employing a specialist to maximise the various tax allowances has a significant effect on improving the after tax return.

Should you or the purchaser wish to discuss the contents of this report in more detail, please do not hesitate to contact Bradley Beer at the office.

Yours Sincerely,



BMT Tax Depreciation Pty Ltd  
Quantity Surveyors

## Appendix One

# BMT Tax Depreciation Estimate

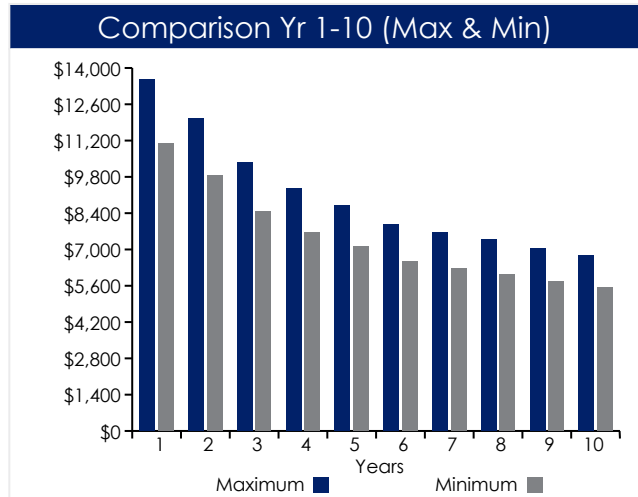
Serenity

14 Cannes Avenue

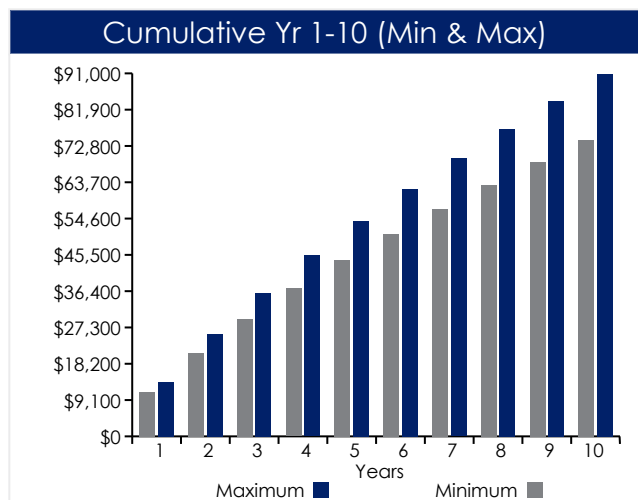
SURFERS PARADISE, QLD 4217

## Estimate of Depreciation Claimable Typical 2 Bedroom Apartment - Type B, Serenity 14 Cannes Avenue, SURFERS PARADISE, QLD 4217

Maximum			
Year	Plant & Equipment	Division 43	Total
1	7,512	6,047	13,559
2	6,006	6,047	12,053
3	4,290	6,047	10,337
4	3,318	6,047	9,365
5	2,641	6,047	8,688
6	1,931	6,047	7,978
7	1,610	6,047	7,657
8	1,350	6,047	7,397
9	978	6,047	7,025
10	739	6,047	6,786
11 +	5,933	181,382	187,315
<b>Total</b>	<b>\$36,308</b>	<b>\$241,852</b>	<b>\$278,160</b>



Minimum			
Year	Plant & Equipment	Division 43	Total
1	6,146	4,947	11,093
2	4,914	4,947	9,861
3	3,510	4,947	8,457
4	2,714	4,947	7,661
5	2,161	4,947	7,108
6	1,580	4,947	6,527
7	1,318	4,947	6,265
8	1,104	4,947	6,051
9	800	4,947	5,747
10	605	4,947	5,552
11 +	4,855	148,404	153,259
<b>Total</b>	<b>\$29,707</b>	<b>\$197,874</b>	<b>\$227,581</b>



\* assumes settlement on 1 July in any given year.

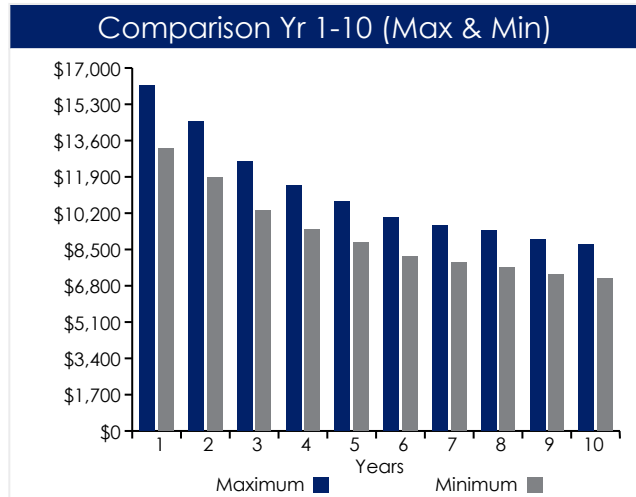
This is an estimate only and should not be applied or acted upon. Depreciation of plant is based on the Diminishing Value method of depreciation applying Low-Value Pooling. The Division 43 Write Off Allowance is calculated using 2.5% depending on the property type and date of construction. This estimate is based upon legislation in force at the date of report production.

### This Estimate Cannot Be Used For Taxation Purposes

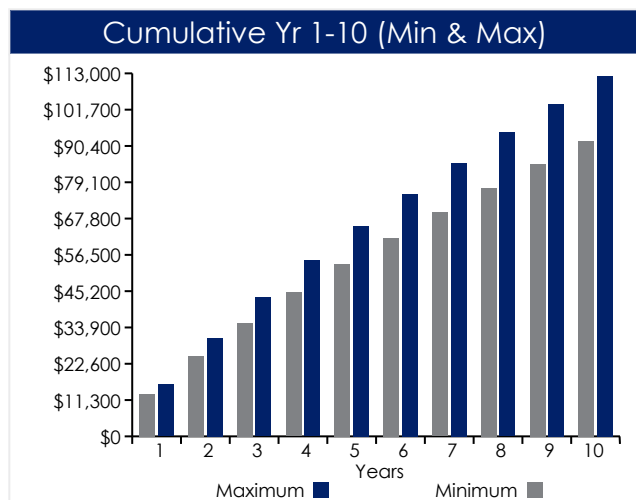
To discuss the contents of this report please contact Bradley Beer at BMT Tax Depreciation on 07 5526 3520

## Estimate of Depreciation Claimable Typical 2 Bedroom Apartment - Type C, Serenity 14 Cannes Avenue, SURFERS PARADISE, QLD 4217

Maximum			
Year	Plant & Equipment	Division 43	Total
1	8,280	7,886	16,166
2	6,599	7,886	14,485
3	4,714	7,886	12,600
4	3,631	7,886	11,517
5	2,877	7,886	10,763
6	2,114	7,886	10,000
7	1,759	7,886	9,645
8	1,499	7,886	9,385
9	1,096	7,886	8,982
10	831	7,886	8,717
11 +	6,785	236,548	243,333
<b>Total</b>	<b>\$40,185</b>	<b>\$315,408</b>	<b>\$355,593</b>



Minimum			
Year	Plant & Equipment	Division 43	Total
1	6,774	6,452	13,226
2	5,399	6,452	11,851
3	3,857	6,452	10,309
4	2,971	6,452	9,423
5	2,354	6,452	8,806
6	1,730	6,452	8,182
7	1,439	6,452	7,891
8	1,227	6,452	7,679
9	896	6,452	7,348
10	680	6,452	7,132
11 +	5,551	193,540	199,091
<b>Total</b>	<b>\$32,878</b>	<b>\$258,060</b>	<b>\$290,938</b>



\* assumes settlement on 1 July in any given year.

This is an estimate only and should not be applied or acted upon. Depreciation of plant is based on the Diminishing Value method of depreciation applying Low-Value Pooling. The Division 43 Write Off Allowance is calculated using 2.5% depending on the property type and date of construction. This estimate is based upon legislation in force at the date of report production.

### This Estimate Cannot Be Used For Taxation Purposes

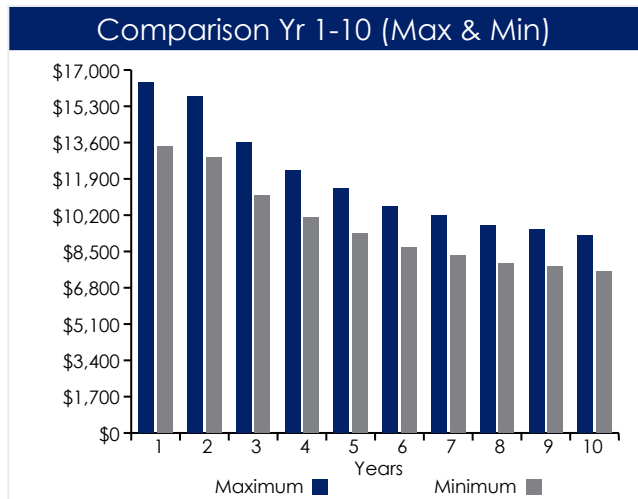
To discuss the contents of this report please contact Bradley Beer at BMT Tax Depreciation on 07 5526 3520

## Estimate of Depreciation Claimable

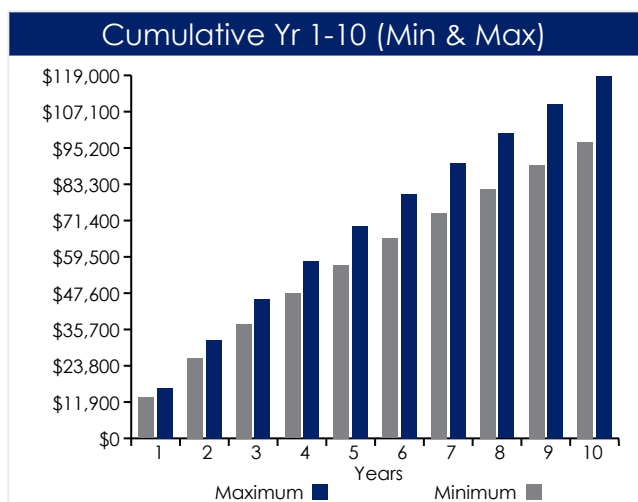
### Typical 2 Bedroom + Study Apartment - Type A, Serenity

### 14 Cannes Avenue, SURFERS PARADISE, QLD 4217

Maximum			
Year	Plant & Equipment	Division 43	Total
1	8,165	8,251	16,416
2	7,505	8,251	15,756
3	5,332	8,251	13,583
4	4,060	8,251	12,311
5	3,185	8,251	11,436
6	2,344	8,251	10,595
7	1,934	8,251	10,185
8	1,452	8,251	9,703
9	1,297	8,251	9,548
10	977	8,251	9,228
11 +	7,638	247,517	255,155
<b>Total</b>	<b>\$43,889</b>	<b>\$330,027</b>	<b>\$373,916</b>



Minimum			
Year	Plant & Equipment	Division 43	Total
1	6,681	6,751	13,432
2	6,141	6,751	12,892
3	4,362	6,751	11,113
4	3,322	6,751	10,073
5	2,606	6,751	9,357
6	1,918	6,751	8,669
7	1,582	6,751	8,333
8	1,188	6,751	7,939
9	1,061	6,751	7,812
10	799	6,751	7,550
11 +	6,250	202,514	208,764
<b>Total</b>	<b>\$35,910</b>	<b>\$270,024</b>	<b>\$305,934</b>



\* assumes settlement on 1 July in any given year.

This is an estimate only and should not be applied or acted upon. Depreciation of plant is based on the Diminishing Value method of depreciation applying Low-Value Pooling. The Division 43 Write Off Allowance is calculated using 2.5% depending on the property type and date of construction. This estimate is based upon legislation in force at the date of report production.

**This Estimate Cannot Be Used For Taxation Purposes**

To discuss the contents of this report please contact Bradley Beer at BMT Tax Depreciation on 07 5526 3520